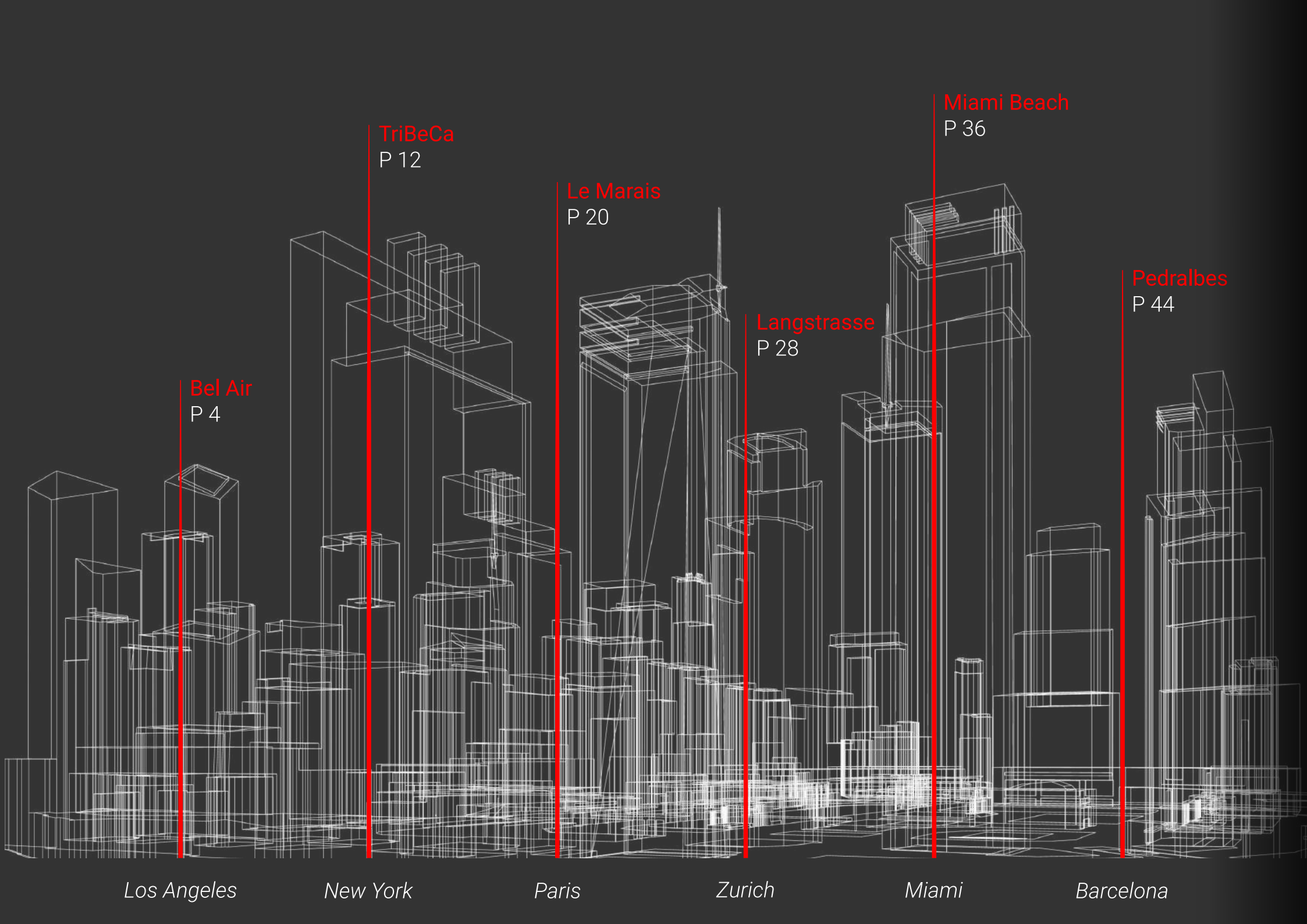


ROOMS
DESIGN

made real



Bel Air
P 4

TriBeCa
P 12

Le Marais
P 20

Langstrasse
P 28

Miami Beach
P 36

Pedralbes
P 44

Los Angeles

New York

Paris

Zurich

Miami

Barcelona

Our COLLECTIONS

Trevi
P 52

Marina Bay
P 60

Kensington
P 68

Ipanema
P 76

Charlottenburg
P 84


Rome

Singapore

London


Rio de Janeiro

Berlin



BEL AIR

Straightforward Design







Bel Air

Simplicity meets function.
Minimal lines, clean profiles,
modern look.
Design as a tailormade
method for a technological
soul.





{on the left}

Landing Indication Panel :
Greta faceplate with Banksy
DB3 indicator

{on the right}

Landing Operating Panel :
Greta faceplate with Disco
button and Banksy DB1
indicator

BELAIR





BELLAIR



The collection
in DETAIL



GRETA faceplate series




BANKSY indicator
Car: DB3 indicator & CTDB3 capacity plate
Floors: DB1 indicator



DISCO button for Pitagora 4.0 pre-wired system
MACRO button with screw terminal connection

TRIBECA

Shaped around you









TriBeCa

Perfect lines, attention to details and global perspective: space evolves into creativity.

Proportions turn into the main ingredient, in which each element is assigned a function.

The shape is consistent with its use.





{on the left}

Landing Indication Panel :

Greta faceplate with polymer
top/bottom endings and 4.3"

Raffaello indicator

{on the right}

Landing Operating Panel :

polymer top/bottom endings

Greta faceplate with BLQ

button and 2.8" Raffaello

indicator

IRIBECA

2↑






TRIBECA



The collection
in DETAIL



GRETA faceplate series




2" / 2.8" / 5" RAFFAELLO indicator
for car and floors



BLQ / BLX button
for pre-wired systems and modernizations

LE MARAIS

Strikingly simple, beautifully contemporary







Le Marais

The flat plates, a timeless classic.

They come to life as they blend in with the surrounding elements, with their clever simplicity and contemporary flair.

This solution unites people and stands the test of time as a timeless example of good design.





{on the left}
Landing Indication Panel :
Flat faceplate and DB3
Banksy indicator

{on the right}
Landing Operating Panel :
Flat faceplate with Macro
button and Banksy DB1
indicator


LEMMIARA







The collection
in DETAIL




FLAT faceplate series

BANKSY indicator
Car: DB3 indicator & CTDB3 capacity plate
Floors: DB1 indicator

DISCO button for Pitagora 4.0 pre-wired system
MACRO button with screw terminal connection

LANGSTRASSE

Thinking out of the box






Central Health Clinic

CENTRAL
HEALTH
CLINIC



Langstrasse

Contrast grows into art,
color into style,
function becomes foundation
of shapes.







{on the left}
Landing Indication Panel :
Flat faceplate and 4.3"
Raffaello indicator

{on the right}
Landing Operating Panel :
Flat faceplate with BLS
button and 2.8" Raffaello
indicator

LANGSTRA






STIVASSE



The collection
in DETAIL



FLAT faceplate series




4.3" / 5.6" / 7" GIOTTO indicator for car
2.8" RAFFAELLO indicator for floors



DISCO button for Pitagora 4.0 pre-wired system
MACRO button with screw terminal connection

MIAMI BEACH

Fresh elegance





THE R HOTEL



Miami Beach

Shape highlights the gesture and reimagines the experience of comfort in use. Color and sound define its soul in a harmonious and stylish duet.





{on the left}

Landing Indication Panel :
Silverlight surface mounted
faceplate and 4.3" Raffaello
indicator

{on the right}

Landing Operating Panel :
Silverlight surface mounted
faceplate with Macro button
and 2.8" Raffaello indicator

M I A M I B







BLEACH

The collection
in DETAIL



SILVERLIGHT surface mounted faceplate




4.3" / 5.6" / 7" GIOTTO indicator for car
2.8" / 4.3" RAFFAELLO or 4.3" GIOTTO indicator for floors



DISCO button for Pitagora 4.0 pre-wired system
MACRO button with screw terminal connection

PEDRALBES

A modern twist







01

01

0

0

01

Pedralbes

Expanding the idea of visually appealing and ergonomically optimized.

Meeting technical and performance standards.

Embracing the needs of final users by means of hi-tech choices.





{on the left}



Landing Indication Panel :
st/steel top/bottom endings
Greta faceplate and 2.8"
Raffaello indicator

{on the right}

Landing Operating Panel :
st/steel top/bottom endings
Greta faceplate with Dardo Q
button and 2.8" Raffaello
indicator

PEDRALE





DRALBES



The collection
in DETAIL



st/steel top/bottom endings GRETA faceplate



5" / 7" GIOTTO indicator for car

2" / 2.8" RAFFAELLO indicator for floors




DARDO Q button

for pre-wired systems and modernizations

TREVI

Easy to fall in love with







4

4



Trevi

Beauty, convenience, sense of ease and relaxation in our daily lives: comfort-focused products designed for enhancing our quality of life through outstanding elements.





{on the left}

Landing Indication Panel :
Luna surface mounted
faceplate and 4.3" Raffaello
indicator

{on the right}

Landing Operating Panel :
Luna surface mounted
faceplate, Dardo S button
and 2.8" Raffaello indicator

IREVI








INTERVIEW

The collection
in DETAIL



LUNA surface mounted faceplate series




2" / 2.8" / 5" RAFFAELLO indicator
for car and floors



DARDO S button
for pre-wired systems and modernizations

MARINA BAY

Out of the ordinary







Marina Bay

The form anticipates the function.

The aesthetic cleanliness lives in perfect harmony with the practicality of the object and its function.

A tool that becomes interior design.





{on the left}

Landing Indication Panel :
Flat faceplate and 4.3" Giotto
indicator

{on the right}

Landing Operating Panel :
Flat faceplate, Dardo S
button and 2.8" Raffaello
indicator


MARINA







The collection
in DETAIL




FLAT faceplate series

4.3" / 5.6" / 7" GIOTTO indicator for car
2.8" RAFFAELLO indicator for floors

DARDO S button
for pre-wired systems and modernizations

KENSINGTON

Not a simple elevator ride








Kensington

Movement, rhythm, matter, colors are all cleverly combined in this clean and modern series.

At the same time sober, fun and technological.





{on the left}

Landing Indication Panel :
Luna surface mounted
faceplate and 4.3" Giotto
indicator

{on the right}

Landing Operating Panel :
Luna surface mounted
faceplate, BLX button and
2.8" Raffaello indicator

KENSINGTON

0





SINGSTON



The collection
in DETAIL



LUNA surface mounted faceplate series



5" / 7" GIOTTO for car

2" / 2.8" RAFFAELLO or 4.3" GIOTTO indicator for floors




BLQ / BLX button

for pre-wired systems and modernizations

IPANEMA

The irresistible beauty





THE HOTEL

THE HOTEL



Ipanema

A line is not merely a means of going from one point to another.

It can also serve as a distinctive and unique element that provides the visual perception of the tactile experience.





{on the left}

Landing Indication Panel :
Cut surface mounted
faceplate and 4.3" Raffaello
indicator

{on the right}

Landing Operating Panel :
Cut surface mounted
faceplate, Dardo Q button
and 2.8" Raffaello

IPANEMA








PAINA VENEZIA

The collection
in DETAIL



CUT surface mounted faceplate series




5.6" / 7" GIOTTO for car
2.8" / 4.3" RAFFAELLO indicator for floors



DARDO Q button
for pre-wired systems and modernizations

CHARLOTTENBURG

Simple, iconic, strong







Charlottenburg

Standing the test of time.
In an endless chase of tactile
and visual experience.
Contrast of chromatic
textures and clean lines that
offer a fresh perspective on
travel.





{on the left}
Landing Indication Panel :
Flat faceplate and vandal
proof Raffaello indicator

{on the right}
Landing Operating Panel :
Flat faceplate, Sherman
button paired with Brutus
bezel and vandal resistant
Raffaello indicator

CHARLO



2






ENBURG



The collection
in DETAIL



FLAT faceplate series



4.3" / 7" vandal proof GIOTTO indicator
2.8" vandal proof RAFFAELLO indicator for floors




SHERMAN button
BRUTUS bezel


Glass
P 94

Bronze
P 98

Brass
P 102



OUR SUGGESTIONS



Feel it:

GLASS

Glass's AESTHETIC APPEAL lies in its ability to create visually stunning and inviting spaces, harnessing light and visual connections to enhance the overall ambiance and experience of elevator fixtures.







FEEL THE LIGHT & HARMONY

Let the light hit the glass surface and create a bright and open interior space.

Let glass reflect and refract light, adding a sense of luminosity and sparkle to your elevator.

FEEL THE ELEGANCE

This unbelievably renewable material adds a sense of modernity and elegance to your elevator design.

Its sleek and translucent appearance allows you to create striking and visually appealing car interiors.

FEEL THE SIMPLICITY

The transparent and clean lines of glass contribute to a sense of MINIMALISM and SIMPLICITY in design.

The minimalist aesthetic is favored by many for its elegance and uncluttered appeal.

FEEL THE DYNAMISM

Glass surfaces reflect the changing environment, adding DYNAMISM and INTEREST.

The reflecting power of glass seamlessly integrates users into the elevator surrounding.

Glass is synonym of DURABILITY and RESISTANCE.

Glass surfaces are easy to clean, improving HEALTH and WELL-BEING for your users.

Glass has a timeless quality, remaining a CLASSIC and enduring material in architecture. It has been used in construction for centuries and continues to be relevant in contemporary designs, demonstrating its lasting appeal.

Feel it:

PVD BRONZE

A harmonious and timeless “dress” that gives warmth to your elevator.

A perfect match between colors and shapes.

The WARM and RICH APPEARANCE of the BRONZE COLOR, suggesting an association with antique things, and the MODERN LINES shaping the lift fixtures are the perfect MIX for your installation.



RESIDENTIAL COMPLEX

V0

V0

↑
↓

MAILBOXES



33
LENOX HILL
WING - A

D
RESIDENTIAL COMPLEX



FEEL THE DURABILITY AND LONGEVITY

The PVD treatment makes the material durable, resistant to wear, abrasion, and corrosion.

FEEL THE WARMTH AND RICHNESS

Bronze is a warm and rich color with a deep golden-brown hue.

Its warm undertones evoke a sense of comfort and elegance, making it visually pleasing and eye catching.

FEEL THE STRENGTH

An archetype shape, of great visual impact.

Pure volume without frills, that stand out in terms of elegance and absolute geometry.

The strengths are gloss and scratch resistance.

FEEL THE AESTHETIC APPEAL

Bronze color has an inherent sense of sophistication and elegance.

It adds a touch of luxury and prestige to objects, giving them a timeless and classic look.

PVD treatment offers enhanced hardness and wear resistance, improved corrosion resistance, chemical and thermal stability and a more eco-friendly process than traditional electroplating methods.

Feel it:

BRASS

A UNIQUE combination of VISUAL, TACTILE, and FUNCTIONAL qualities.







FEEL THE AESTHETIC BEAUTY

Brass has a warm, golden-brown hue that exudes elegance and sophistication.

Its rich color adds a touch of luxury and timeless charm to objects and spaces, making it visually appealing.

FEEL THE TIMELESS ELEGANCE

Brass possesses a classic, timeless quality that transcends trends and fads.

It complements various design styles, from traditional to contemporary, and adds a touch of elegance to any setting.

FEEL THE DURABILITY AND LONGEVITY

Brass is a durable material that can withstand wear and tear over time.

It is resistant to corrosion, making it suitable for both indoor and outdoor use.

FEEL THE ECO-FRIENDLY MATERIAL

Brass is a recyclable material, which makes it an environmentally friendly choice.

Its recyclability contributes to sustainable design practices and eco-conscious consumer choices.

FEEL THE VERSATILITY

Brass is a versatile material that can be crafted into various forms, from intricate decorative items to functional fixtures.

Charlottenburg



Pedralbes



Kensington



Marina Bay




D

E

F


Trevi



TriBeCa



Bel Air



Miami Beach



Ipanema



Le Marais



Langstrasse



Brass



Bronze



Glass



I N E

your style

P.Piana
P 110

Greta
P 110

Silverlight
P 110

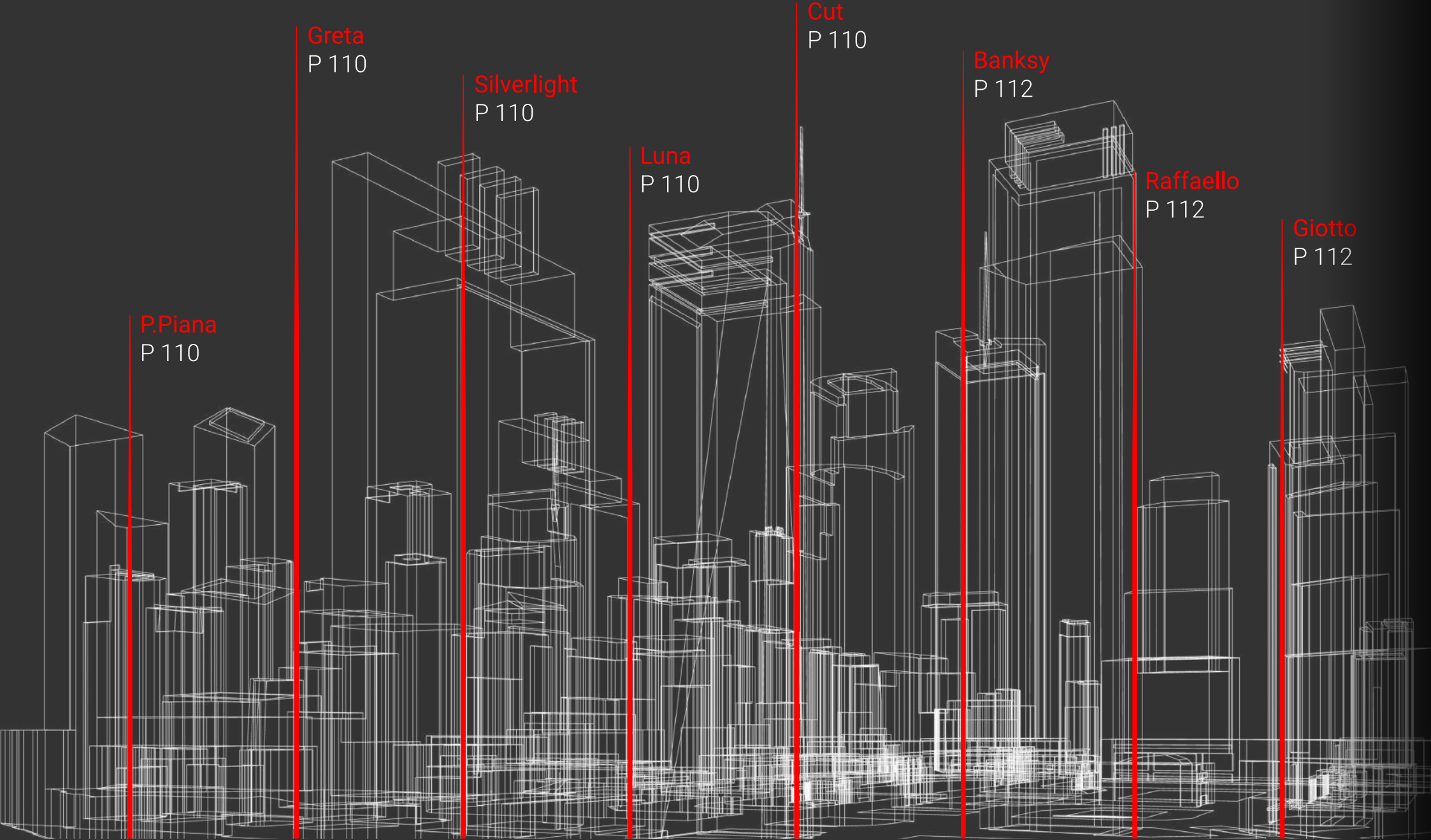
Luna
P 110

Cut
P 110

Banksy
P 112

Raffaello
P 112

Giotto
P 112



PRODUCTS LIST

Matisse
P 112


BL
P 113

Macro
P 113

Disco
P 113


Dardo
P 113

Sherman
P 113



PANELS

PIANA




Flat panels: 1,5mm / 2mm / 3mm

Fixings: Screws / Torx screws / welded studs

Finishes: Scotch-brite / Mirror / Brushed PVD / Polished PVD / G320 / Lino

GRETA




Surface mounted panels: profile 23mm (car), 16,5mm (floor)

Top/bottom endings in either black plastic or polished metal

Finishes: Scotch-brite

SILVERLIGHT




Surface mounted panels: profile 23mm

ABS end caps (brushed nickel or gold PVD colors)

Finishes: Scotch-brite / Mirror / Brushed PVD / Polished PVD

LUNA




Surface mounted panels: profile 24mm (car), 23mm (floor)

Flat stainless steel top/bottom endings (2mm)

Finishes: Scotch-brite

CUT




Surface mounted panels: profile 24mm (car), 23mm (floor)

Shaped polycarbonate screen insert


Flat stainless steel top/bottom endings (2mm)

Finishes: Scotch-brite



Widths: 60 / 80 / 90 / 130 / 180 / 220 / 280 mm

Lengths: 150 mm ÷ 1500 mm




Widths: 70 / 100 / 160 / 200 mm

Lengths: 200 mm ÷ 1200 mm



Widths: 100 / 200 mm

Lengths: 227 mm ÷ 1950 mm



Widths: 70 / 90 / 160 / 200 mm

Lengths: 160 mm ÷ 1200 mm



Widths: 90 / 160 / 200 mm

Lengths: 225 mm ÷ 1200 mm



VISUALS

BANKSY



Dimensions:
55x55mm / 80x139mm
Retrofittable version / Capacity plate



RAFFAELLO



Dimensions:
2" (320x240px) / 2,8" (320x240px) / 4,3" (480x272px) / 5" (480x272px)



GIOTTO



Dimensions:
4,3" and 5" (320x240px) / 5,6" (640x480px) / 7" and 10,1" (1024x600px)



MATISSE



Dimensions:
7" and 10,1" (1024x600px) / 15,6" and 21,5" (1920x1080px)
Infotainment: Live traffic, weather, news, video, website



BUTTONS

BL



Flush mounting or frontal mounting
Braille option (square shape only)

Illumination: Single Double Twin
     



MACRO



Frontal mounting
Tactile Braille



Illumination: Single Double Twin
     



DISCO



Frontal mounting
Tactile Braille





Illumination: Single
 



DARDO




Flush mounting or frontal mounting
Braille option



Illumination: Single Twin
   



SHERMAN




Frontal mounting with bezel Brutus
Tactile Braille

Illumination: Single
 



MATERIALS

GLASS




Widths: 70 / 100 / 160 / 200 mm



Lengths: 200 mm ÷ 1200 mm

PVD BRONZE

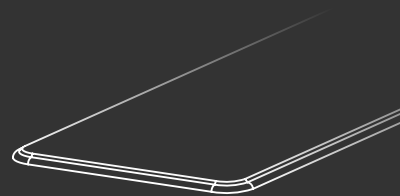


Widths: 100 / 200 mm



Lengths: 227 mm ÷ 1950 mm

BRASS



Widths: 70 / 90 / 160 / 200 mm



Lengths: 160 mm ÷ 1200 mm



DMG SpA

📍 Via delle Monachelle, 84/C - 00071 Pomezia (Roma) - Italia

☎ +39 06930251

🌐 www.dmg.it